

# QUARTERLY PHYSICAL REPORT OF OPERATION

As of June 2014

Department : State Universities and Colleges  
 Agency : Polytechnic University of the Philippines  
 Operating Unit :  
 Organization Code : 08 005 00 00000

Particulars	JACS CODE	Physical Targets					Physical Accomplishments					Variance as of June 2014	Remarks
		1st Quarter	2nd Quarter	3rd Quarter	4th Quarter	TOTAL	1st Quarter	2nd Quarter	3rd Quarter	4th Quarter	TOTAL		
1	2	3	4	5	6	7= (3+4+5+6)	8	9	10	11	12= (8+9+10+11)	13	12
<b>Part A</b>													
<b>I. OPERATIONS</b>													
<b>MFO 1. Higher Education Services</b>	301000000												
PI 1: Total no. of graduates in mandated and priority programs		11,663				11663		12,208			12,208	-545	
PI 2: Percentage of total graduates that are in priority courses		65%				65%		56.05% (6842/12208)			56.05%	8.95	
PI 3: Average passing percentage of licensure exams by the SUC graduates/national average % passing across all disciplines board covered by SUC		55.00%/43.21%				55.00%/43.21%	63.97%/29.89%	67.03%/42.27%			67.03%/42.27%	12.03/0.94	
PI 4: Percentage of programs accredited as Level 1		2%				2%	16.67%				16.67%	-14.67	38 programs were subject to voluntary accreditation out of the total 48 programs
PI 5: Percentage of programs accredited as Level 2		65%				65%	54.17%				54.17%	10.83	
PI 6: Percentage of programs accredited as Level 3		8%				8%	8.33%				8.33%	-0.33	
PI 7: Percentage of graduates who finished their academic programs according to the prescribed timeframe		80.45%				80.45%		93.21% (11,379/12,208)			93.21%	-12.76	

# QUARTERLY PHYSICAL REPORT OF OPERATION

As of June 2014

Department : State Universities and Colleges  
 Agency : Polytechnic University of the Philippines  
 Operating Unit :  
 Organization Code : 08 005 00 00000

Particulars	JACS CODE	Physical Targets					Physical Accomplishments					Variance as of June 2014	Remarks
		1st Quarter	2nd Quarter	3rd Quarter	4th Quarter	TOTAL	1st Quarter	2nd Quarter	3rd Quarter	4th Quarter	TOTAL		
1	2	3	4	5	6	7= (3+4+5+6)	8	9	10	11	12= (8+9+10+11)	13	12
<b>MFO 2. Advanced Education Services</b>	302000000												
PI 1: Total number of graduates in mandated and priority programs			769			769		362			362	407	
P1 2: Percentage of graduates who engaged in employment within 6 months of graduation			95.09%			95.09%		96.80%			96.80%	-1.71	Out of 125 surveyed graduates, 121 were employed
PI 3: Percentage of students who rate timeliness of education delivery/ supervision as good or better			80.05%			80.05%		80.05%			80.05%		
<b>MFO 3. Research Services</b>	303000000												
PI 1: Number of research studies completed			229			229	155	6			161	68	Based on the total number of 140 researches for SY 2012 - 2013
PI 2: Percentage of research outputs published in recognized refereed journal or submitted for patenting/patented			37.12%			37.12% (85/229)	51.61% (80/155)	None			51.61%	-14.49	
PI 3: Percentage of research projects conducted or completed on schedule			68.81%			68.81%	100% (15/15)	100% (6/6)			100.00%	-31.19	

# QUARTERLY PHYSICAL REPORT OF OPERATION

As of June 2014

Department : State Universities and Colleges  
 Agency : Polytechnic University of the Philippines  
 Operating Unit :  
 Organization Code : 08 005 00 00000


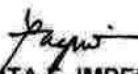

Particulars	JACS CODE	Physical Targets					Physical Accomplishments					Variance as of June 2014	Remarks
		1st Quarter	2nd Quarter	3rd Quarter	4th Quarter	TOTAL	1st Quarter	2nd Quarter	3rd Quarter	4th Quarter	TOTAL		
1	2	3	4	5	6	7= (3+4+5+6)	8	9	10	11	12= (8+9+10+11)	13	12
<b>MFO 4. Extension Services</b>	304000000												
PI 1: Number of persons trained weighted by length of training						17,575	17575	3,056.75	1,858.50			4,915.25	12,659.75
PI 2: Number of persons provided with technical advice						829	829	270	407			677	152
PI 3: Percentage of trainees who rate the training course as good or better						80.19%	80.19%	73.22% (1296/1770)	86.02% (757/880)			77.47% (2053/2650)	2.72%
PI 4: Percentage of clients who rate the advisory services as good or better						95%	95%	62.22% (28/45)	84.12% (233/277)			81.06% (261/322)	13.94%
PI 5: Percentage of requests for training responded to within 3 days of requests						80%	80%	80.76% (21/26)	80% (8/10)			80.56% (29/36)	-0.56%
PI 6: Percentage of requests for technical advice that are responded to within 3 days						95%	95%	89% (8/9)	93% (14/15)			91.67% (22/24)	3.33%
PI 7: Percentage of persons given training or advisory services who rate timeliness of service delivery as good or better						80.19%	80.19%	79.54% (2364/2972)				79.54%	65%
<b>II. Projects</b>													
<b>Major Programs/Projects</b>													
Locally-Funded Project													
Development of Industrial Electronics Laboratory						100%	100%	Preparation of detailed cost estimates for DPWH approval					
<b>III. Automatic Appropriations</b>													
Special Account in General Fund (Please specify)		Not applicable						Not applicable					

# QUARTERLY PHYSICAL REPORT OF OPERATION

As of June 2014

Department : State Universities and Colleges  
 Agency : Polytechnic University of the Philippines  
 Operating Unit :  
 Organization Code : 08 005 00 00000

Particulars	JACS CODE	Physical Targets					Physical Accomplishments					Variance as of June 2014	Remarks
		1st Quarter	2nd Quarter	3rd Quarter	4th Quarter	TOTAL	1st Quarter	2nd Quarter	3rd Quarter	4th Quarter	TOTAL		
1	2	3	4	5	6	7= (3+4+5+6)	8	9	10	11	12= (8+9+10+11)	13	12
Part B													
Major Programs/Projects													
KRA No. 2 Poverty Reduction and Empowerment of the Poor and the Vulnerable													
ESGPPA				407				30/407					Awaiting final report from DSWDon recipients of scholarship

<b>Prepared by:</b>   <b>TOMAS O. TESTOR</b> Director, Institutional Planning Office Date: <u>7/30/14</u>	<b>In coordination with:</b>   <b>FLORENTA E. IMPERIAL</b> Director, Budget Services Date: _____	<b>Approved by:</b>   <b>EMANUEL C. DE GUZMAN, Ph.D.</b> President Date: _____
--	---	---