

QUARTERLY PHYSICAL REPORT OF OPERATION

As of September 2014

Department : State Universities and Colleges
 Agency : Polytechnic University of the Philippines
 Operating Unit :
 Organization Code : 08 005 00 00000

Particulars	JACS CODE	Physical Targets					Physical Accomplishments					Variance as of September 2014	Remarks
		1st Quarter	2nd Quarter	3rd Quarter	4th Quarter	TOTAL	1st Quarter	2nd Quarter	3rd Quarter	4th Quarter	TOTAL		
1	2	3	4	5	6	7= (3+4+5+6)	8	9	10	11	12= (8+9+10+11)	13	12
Part A													
I. OPERATIONS													
MFO 1. Higher Education Services	301000000												
PI 1: Total no. of graduates in mandated and priority programs				11,663		11663		12,208			12,208	545	
PI 2: Percentage of total graduates that are in priority courses				65%		65%		56.05% (6842/12208)			56.05%	-8.95	
PI 3: Average passing percentage of licensure exams by the SUC graduates/national average % passing across all disciplines board covered by SUC				55.00%/43.21%		55.00%/43.21%	63.97%/29.89%	67.03%/42.27%	36.47%/30.55%		36.47%/30.55%	-18.53/12.66	
PI 4: Percentage of programs accredited as Level 1				2%		2%		16.67%			16.67%	14.67	8 programs successfully passed AACUP Accreditation and 8 more programs awaits final result
PI 5: Percentage of programs accredited as Level 2				65%		65%		54.17%	39.58%		39.58%	-25.42	
PI 6: Percentage of programs accredited as Level 3				8%		8%		8.33%	22.92%		22.92%	14.92	
PI 7: Percentage of graduates who finished their academic programs according to the prescribed timeframe				80.45%		80.45%			93.21% (11,379/12,208)		93.21%	12.76	

QUARTERLY PHYSICAL REPORT OF OPERATION

As of September 2014

Department : State Universities and Colleges
 Agency : Polytechnic University of the Philippines
 Operating Unit :
 Organization Code : 08 005 00 00000

Particulars	JACS CODE	Physical Targets					Physical Accomplishments					Variance as of September 2014	Remarks
		1st Quarter	2nd Quarter	3rd Quarter	4th Quarter	TOTAL	1st Quarter	2nd Quarter	3rd Quarter	4th Quarter	TOTAL		
1	2	3	4	5	6	7= (3+4+5+6)	8	9	10	11	12= (8+9+10+11)	13	12
MFO 2. Advanced Education Services	302000000												
PI 1: Total number of graduates in mandated and priority programs				769		769		362			362	-407	
PI 2: Percentage of graduates who engaged in employment within 6 months of graduation			95.09%			95.09%		96.80%			96.80%	1.71	Out of 125 surveyed graduates, 121 were employed
PI 3: Percentage of students who rate timeliness of education delivery/ supervision as good or better			80.05%			80.05%		80.05%			80.05%		
MFO 3. Research Services	303000000												
PI 1: Number of research studies completed				229		229	155	6	34		195	-34	Based on the total number of 140 researches for SY 2012 - 2013
PI 2: Percentage of research outputs published in recognized refereed journal or submitted for patenting/patented			5.24%			13.10% (30/229)	16.13% (25/155)	None	16.41% (32/195)		16.41%	3.31	Adjusted according to operational definition of performance indicator
PI 3: Percentage of research projects conducted or completed on schedule			68.81%			68.81%	100% (15/15)	100% (6/6)	100% (34/34)		100.00%	31.19	

QUARTERLY PHYSICAL REPORT OF OPERATION

As of September 2014

Department : State Universities and Colleges
 Agency : Polytechnic University of the Philippines
 Operating Unit :
 Organization Code : 08 005 00 00000




Particulars	JACS CODE	Physical Targets					Physical Accomplishments					Variance as of September 2014	Remarks
		1st Quarter	2nd Quarter	3rd Quarter	4th Quarter	TOTAL	1st Quarter	2nd Quarter	3rd Quarter	4th Quarter	TOTAL		
1	2	3	4	5	6	7= (3+4+5+6)	8	9	10	11	12= (8+9+10+11)	13	12
MFO 4. Extension Services	304000000												
PI 1: Number of persons trained weighted by length of training			17,575			17575	3,056.75	1,858.50	3975.25		8,890.50	-8,684.50	
PI 2: Number of persons provided with technical advice			829			829	270	407	1,522		2199	1,370	
PI 3: Percentage of trainees who rate the training course as good or better			80.19%			80.19%	73.22% (1296/1770)	86.02% (757/880)	98.25% (1457/1474)		85.11% (3,510/4,124)	4.92%	
PI 4: Percentage of clients who rate the advisory services as good or better			95%			95%	62.22% (28/45)	84.12% (233/277)	94.25% (688/730)		90.21% (949/1,052)	-4.79%	
PI 5: Percentage of requests for training responded to within 3 days of requests			80%			80%	80.76% (21/26)	80% (8/10)	84.21% (16/19)		81.82% (45/55)	0.82%	
PI 6: Percentage of requests for technical advice that are responded to within 3 days			95%			95%	89% (8/9)	93% (14/15)	94.12% (32/34)		93.10% (54/58)	-1.9%	
PI 7: Percentage of persons given training or advisory services who rate timeliness of service delivery as good or better			80.19%			80.19%	79.54% (2,364/2,972)		97.23% (2,143/2,204)		87.08% (4,507/5,176)	6.89%	
II. Projects													
Major Programs/Projects													
Locally-Funded Project													
Development of Industrial Electronics Laboratory			100%			100%	Preparation of detailed cost estimates for DPWH approval	For DPWH approval					
III. Automatic Appropriations													
Special Account in General Fund (Please specify)			Not applicable						Not applicable				

QUARTERLY PHYSICAL REPORT OF OPERATION

As of September 2014

Department : State Universities and Colleges
 Agency : Polytechnic University of the Philippines
 Operating Unit :
 Organization Code : 08 005 00 00000

Particulars	JACS CODE	Physical Targets					Physical Accomplishments					Variance as of September 2014	Remarks
		1st Quarter	2nd Quarter	3rd Quarter	4th Quarter	TOTAL	1st Quarter	2nd Quarter	3rd Quarter	4th Quarter	TOTAL		
1	2	3	4	5	6	7= (3+4+5+6)	8	9	10	11	12= (8+9+10+11)	13	14
Part B													
Major Programs/Projects													
KRA No. 2 Poverty Reduction and Empowerment of the Poor and the Vulnerable													
ESGPPA (Expanded Student Grants-in-Aid Program for Poverty Alleviation)		407							30/407	in-process			On going processing of requirements for recipients of scholarship

<p>Prepared by:</p> <div style="text-align: center;">  TOMAS O. TESTOR Director, Institutional Planning Office Date: _____ </div>	<p>In coordination with:</p> <div style="text-align: center;">  FLORENITA E. IMPERIAL Director, Budget Services Date: _____ </div>	<p>Approved by:</p> <div style="text-align: center;">  EMANUEL C. DE GUZMAN, Ph.D. President Date: _____ </div>
---	---	--