

QUARTERLY PHYSICAL REPORT OF OPERATION

As of December 2014

Department : State Universities and Colleges
 Agency : Polytechnic University of the Philippines
 Operating Unit :
 Organization Code : 08 005 00 00000

Particulars	JACS CODE	Physical Targets					Physical Accomplishments					Variance as of September 2014	Remarks
		1st Quarter	2nd Quarter	3rd Quarter	4th Quarter	TOTAL	1st Quarter	2nd Quarter	3rd Quarter	4th Quarter	TOTAL		
1	2	3	4	5	6	7= (3+4+5+6)	8	9	10	11	12= (8+9+10+11)	13	12
Part A													
I. OPERATIONS													
MFO 1. Higher Education Services	301000000												
Performance Indicator 1: Total no. of graduates		11,663				11663		12,330		587	12,917	1,254	Inclusion of graduates in the old programs
Performance Indicator 2: Percentage of total graduates that are in priority courses		65%				65%		74.90% (9235/ 12330)		86.20% (506/587)	75.41% (9741/12917)	10.41%	
Performance Indicator 3: Average passing percentage of licensure exams by the SUC graduates/ national average % passing across all disciplines board covered by SUC		55.00%/43.21%				(127.29) 55.00%/ 43.21%	63.97%/ 61.34%	67.03%/ 45.18%	36.47%/ 34.90%	66.55%/ 37.82%	(143.61) 60.99% / 42.47%	16.32	
Performance Indicator 4: Percentage of programs accredited as Level 1		2%				2%	16.67%			6.25%	6.25%	4.25%	Five (5) accreditation visits and seven (7) programs acquired Level III status.
Performance Indicator 5: Percentage of programs accredited as Level 2		65%				65%	54.17%		39.58%	54.17%	54.17%	-10.83%	
Performance Indicator 6: Percentage of programs accredited as Level 3		8%				8%	8.33%		22.92%	22.92%	22.92%	14.92%	
Performance Indicator 7: Percentage of graduates who finished their academic programs according to the prescribed timeframe		80.45%				80.45%		99.03% (12210/ 12330)		98.13% (576/587)	98.99% (12786/ 12917)	18.54	

QUARTERLY PHYSICAL REPORT OF OPERATION

As of December 2014

Department : State Universities and Colleges
 Agency : Polytechnic University of the Philippines
 Operating Unit :
 Organization Code : 08 005 00 00000

Particulars	JACS CODE	Physical Targets					Physical Accomplishments					Variance as of September 2014	Remarks
		1st Quarter	2nd Quarter	3rd Quarter	4th Quarter	TOTAL	1st Quarter	2nd Quarter	3rd Quarter	4th Quarter	TOTAL		
1	2	3	4	5	6	7= (3+4+5+6)	8	9	10	11	12= (8+9+10+11)	13	12
MFO 2. Advanced Education Services	302000000												
Performance Indicator 1: Total number of graduates			769			769		356		316	672	-97	
Performance Indicator 2: Percentage of graduates who engaged in employment within 6 months of graduation			95.09%			95.09%		96.80%		80.60%	88.42%	-6.67	
Performance Indicator 3: Percentage of students who rate timeliness of education delivery/supervision as good or better			80.05%			80.05%				99.82%	99.82%	19.77%	
MFO 3. Research Services	303000000												
Performance Indicator 1: Number of research studies completed			201			201	155	6	34	21	216	15	Increased incentive for research proponent. Adjustment of targets was based on the total of 185 researches completed for FY 2013.
Performance Indicator 2: Percentage of research outputs published in a recognized journal or submitted for patenting or patented			14.43%			14.43% (29/201)	14.84% (23/155)	None	3.08% (6/195)	4.63% (10/216)	18.06% (39/216)	3.63%	
Performance Indicator 3: Percentage of research projects completed within the original project timeframe			100.00%			100.00% (70/70)	100% (15/15)	100% (6/6)	100% (34/34)	100% (21/21)	100% (76/76)		

QUARTERLY PHYSICAL REPORT OF OPERATION

As of December 2014

Department : State Universities and Colleges
 Agency : Polytechnic University of the Philippines
 Operating Unit :
 Organization Code : 08 005 00 00000

Particulars	JACS CODE	Physical Targets					Physical Accomplishments					Variance as of September 2014	Remarks
		1st Quarter	2nd Quarter	3rd Quarter	4th Quarter	TOTAL	1st Quarter	2nd Quarter	3rd Quarter	4th Quarter	TOTAL		
1	2	3	4	5	6	7= (3+4+5+6)	8	9	10	11	12= (8+9+10+11)	13	12
Part A													
I. OPERATIONS													
MFO 1. Higher Education Services	301000000												
Performance Indicator 1: Total no. of graduates		11,663				11663		12,330		587	12,917	1,254	Inclusion of graduates in the old programs
Performance Indicator 2: Percentage of total graduates that are in priority courses		65%				65%		74.90% (9235/ 12330)		86.20% (506/587)	75.41% (9741/12917)	10.41%	
Performance Indicator 3: Average passing percentage of licensure exams by the SUC graduates/ national average % passing across all disciplines board covered by SUC		55.00%/43.21%				(127.29) 55.00%/ 43.21%	63.97%/ 61.34%	67.03%/ 45.18%	36.47%/ 34.90%	66.55%/ 37.82%	(143.61) 60.99% / 42.47%	16.32	
Performance Indicator 4: Percentage of programs accredited as Level 1		2%				2%	16.67%			6.25%	6.25%	4.25%	Five (5) accreditation visits and seven (7) programs acquired Level III status.
Performance Indicator 5: Percentage of programs accredited as Level 2		65%				65%	54.17%		39.58%	54.17%	54.17%	-10.83%	
Performance Indicator 6: Percentage of programs accredited as Level 3		8%				8%	8.33%		22.92%	22.92%	22.92%	14.92%	
Performance Indicator 7: Percentage of graduates who finished their academic programs according to the prescribed timeframe		80.45%				80.45%		99.03% (12210/ 12330)		98.13% (576/587)	98.99% (12786/ 12917)	18.54	

QUARTERLY PHYSICAL REPORT OF OPERATION

As of December 2014

Department : State Universities and Colleges
 Agency : Polytechnic University of the Philippines
 Operating Unit :
 Organization Code : 08 005 00 00000

Particulars	JACS CODE	Physical Targets					Physical Accomplishments					Variance as of September 2014	Remarks
		1st Quarter	2nd Quarter	3rd Quarter	4th Quarter	TOTAL	1st Quarter	2nd Quarter	3rd Quarter	4th Quarter	TOTAL		
1	2	3	4	5	6	7= (3+4+5+6)	8	9	10	11	12= (8+9+10+11)	13	12
MFO 2. Advanced Education Services	302000000												
Performance Indicator 1: Total number of graduates			769			769		356		316	672	-97	
Performance Indicator 2: Percentage of graduates who engaged in employment within 6 months of graduation			95.09%			95.09%		96.80%		80.60%	88.42%	-6.67	
Performance Indicator 3: Percentage of students who rate timeliness of education delivery/supervision as good or better			80.05%			80.05%				99.82%	99.82%	19.77%	
MFO 3. Research Services	303000000												
Performance Indicator 1: Number of research studies completed			201			201	155	6	34	21	216	15	Increased incentive for research proponent. Adjustment of targets was based on the total of 185 researches completed for FY 2013.
Performance Indicator 2: Percentage of research outputs published in a recognized journal or submitted for patenting or patented			14.43%			14.43% (29/201)	14.84% (23/155)	None	3.08% (6/195)	4.63% (10/216)	18.06% (39/216)	3.63%	
Performance Indicator 3: Percentage of research projects completed within the original project timeframe			100.00%			100.00% (70/70)	100% (15/15)	100% (6/6)	100% (34/34)	100% (21/21)	100% (76/76)		

QUARTERLY PHYSICAL REPORT OF OPERATION

As of December 2014

Department : State Universities and Colleges
 Agency : Polytechnic University of the Philippines
 Operating Unit :
 Organization Code : 08 005 00 00000




Particulars	JACS CODE	Physical Targets					Physical Accomplishments					Variance as of September 2014	Remarks
		1st Quarter	2nd Quarter	3rd Quarter	4th Quarter	TOTAL	1st Quarter	2nd Quarter	3rd Quarter	4th Quarter	TOTAL		
1	2	3	4	5	6	7= (3+4+5+6)	8	9	10	11	12= (8+9+10+11)	13	12
MFO 4. Extension Services	304000000												
Performance Indicator 1: Number of persons trained weighted by the length of training			17,575			17575	3,056.75	2,021.00	3981.25	7,044.00	16,103.00	-1,472	
Performance Indicator 2: Number of persons provided with technical advice			829			829	270	542	1,534	689	3,035	2,206	Launched the University Extension Program (Lingap Komunidad and its component - Salin Kaalaman, Tungo sa Kaunlaran).
Performance Indicator 3: Percentage of trainees who rate the training course as good or better			80.19%			80.19%	73.22% (1296/1770)	89.59% (757/845)	98.25% (1457/1474)	88.92% (2936/3302)	87.21% (6446/7391)	7.02%	
Performance Indicator 4: Percentage of clients who rate the advisory services as good or better			95%			95%	78.75% (63/80)	86.16% (467/542)	94.34% (700/742)	97.29% (610/627)	92.42% (1840/1991)	-2.58%	
Performance Indicator 5: Percentage of requests for training responded to within 3 days of requests			80%			80%	92.31% (24/26)	90% (9/10)	84.21% (16/18)	90.91% (40/44)	90.82% (89/98)	10.82%	
Performance Indicator 6: Percentage of requests for technical advice that are responded to within 3 days			95%			95%	89% (8/9)	93% (14/15)	94.12% (32/34)	94.12% (16/17)	96.36% (80/83)	1.36%	
Performance Indicator 7: Percentage of persons who receive training or advisory services who rate timeliness of services as good or better			80.19%			80.19%	75.68% (1400/ 1850)	90.84% (1260/ 1387)	97.25% (2155/2216)	93.46% (3644/3899)	90.45% (8459/9352)	10.26%	

QUARTERLY PHYSICAL REPORT OF OPERATION

As of December 2014

Department : State Universities and Colleges
 Agency : Polytechnic University of the Philippines
 Operating Unit :
 Organization Code : 08 005 00 00000

Particulars	JACS CODE	Physical Targets					Physical Accomplishments					Variance as of September 2014	Remarks
		1st Quarter	2nd Quarter	3rd Quarter	4th Quarter	TOTAL	1st Quarter	2nd Quarter	3rd Quarter	4th Quarter	TOTAL		
1	2	3	4	5	6	7= (3+4+5+6)	8	9	10	11	12= (8+9+10+11)	13	12
Part B													
Major Programs/Projects													
KRA No. 2 Poverty Reduction and Empowerment of the Poor and the Vulnerable													
ESGP-PA (Expanded Student Grants-in-Aid Program for Poverty Alleviation) Pantawid Pamilya Pilipino Program				407				30/407		21/407	51/407		On going processing of requirements based on the endorsements being undertaken by the DSWD.

<p>Prepared by:</p> <div style="text-align: center;">  TOMAS O. TESTOR Director, Institutional Planning Office Date: _____ </div>	<p>In coordination with:</p> <div style="text-align: center;">  FLORENITA E. IMPERIAL Director, Budget Services Date: _____ </div>	<p>Approved by:</p> <div style="text-align: center;">  EMANUEL C. DE GUZMAN, Ph.D. President Date: _____ </div>
--	--	--